

Northeast Georgia Medical Center

Inpatient Medical Rehabilitation



2018 Report

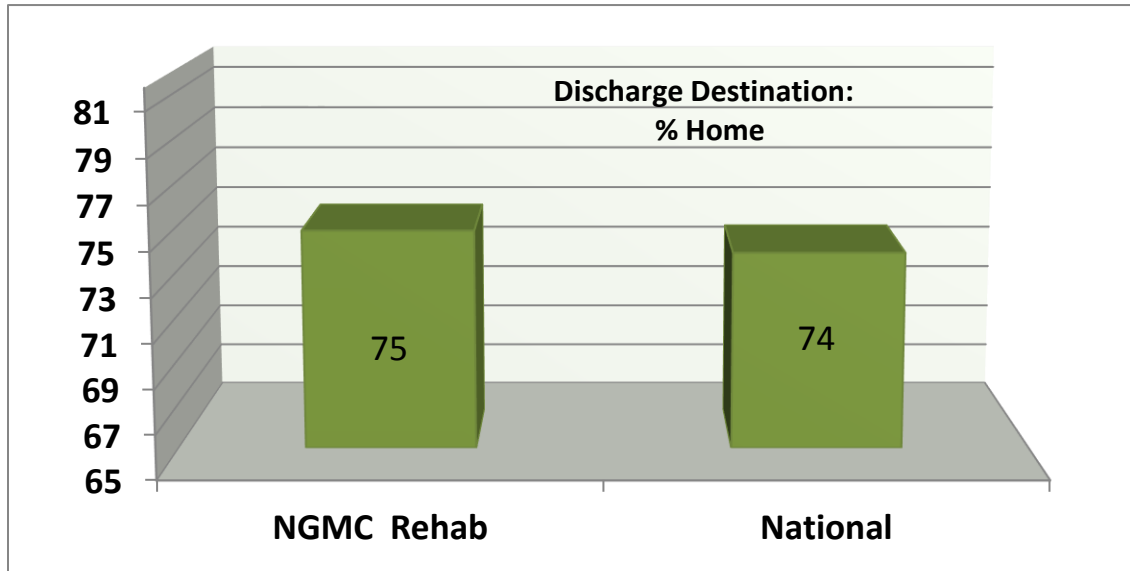
For 30 Persons Served

Persons Who Have Had an Amputation  
Outcomes and Demographics

We are committed to improving the health, maximizing the independence, and enhancing the quality of life of our community of patients in all we do.

## Return to Community

Our primary goal is to prepare our patients and their families for the next step in the rehabilitation process: a safe and successful discharge to home where functional recovery can continue:



The Inpatient Rehab Program of Northeast Georgia Medical Center returns more patients with amputation to their community than other facilities nationwide.

### Additional Discharge Destinations:

7 % of our patients with amputation are discharged to a skilled nursing facility compared to 13% nationally

18% are discharged to an acute care hospital compared to 12% nationally

In order to achieve the functional abilities needed to return to home, our rehabilitation program is intensive and highly individualized. Our patients with amputation:

Stay an average of: **13 Days**

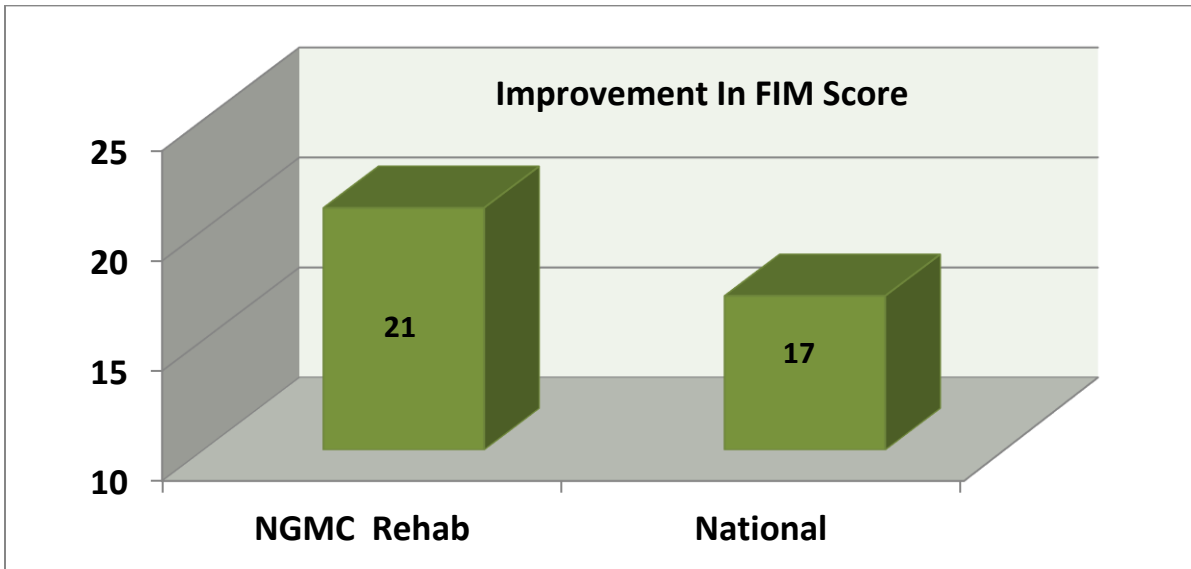
Average between **2 to 2.6 hours of therapy per day**

Of this time, **91%** of therapy is delivered on a one patient-to-one therapist basis compared to 91% nationally

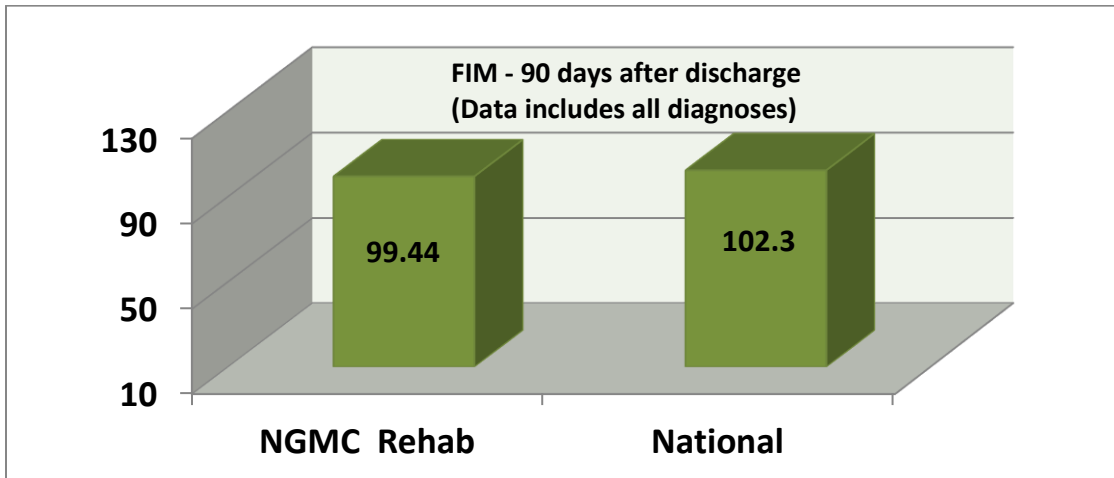
Reach their therapy goals by discharge at the rate of **75% (Nationally 67%)**

# Functional Improvement

At The Inpatient Rehab Program of Northeast Georgia Medical Center, we use Functional Independence Measures (FIM) to evaluate functional outcomes. FIM is the number that measures all aspects of functional ability for a person who has had an amputation. The higher the number, the better:



We strive to prepare our patients for a safe and successful discharge to home where they can continue their recovery. For all of our patients, our follow-up phone call program measures for these functional improvements as FIM score after 3 months at home:



Our patients demonstrate a **more successful transition to home** as measured by a higher likelihood of **discharging to home and continued improvement.**

## Patient Satisfaction:

**100%** of Patients agreed that they would “recommend this rehab unit to friends and family”

Patient Satisfaction is scored on a 4 – point scale:

1= Strongly Disagree

2= Disagree

**3= Agree**

**4= Strongly Agree**

---

“Overall, the care I received was very good”

**3.8**

“I would recommend this rehab unit to friends and family”

**3.9**

“My general condition was improved with the help of my team”

**3.9**

“My discharge plans met my expectations”

**3.7**

## The Conditions We Serve

Stroke – 39%

Brain Injury – 11%

General Medical - 13%

Amputation – 9%

Neurological – 8%

Lower Extremity Fracture - 7%

Guillain-Barre Syndrome – less than 1%

Spinal Cord Injury – 8%

Cardiac or Pulmonary – 4%

Major Trauma – 2%

Joint Replacement – less than 1%

## Primary Payer Sources – All Conditions:

Medicare	54%	Commercial	20%
Managed Medicare	11%	Workers Comp	less than 1%
Medicaid	4%	Self Pay	9%

## 30 Persons Served with Amputation

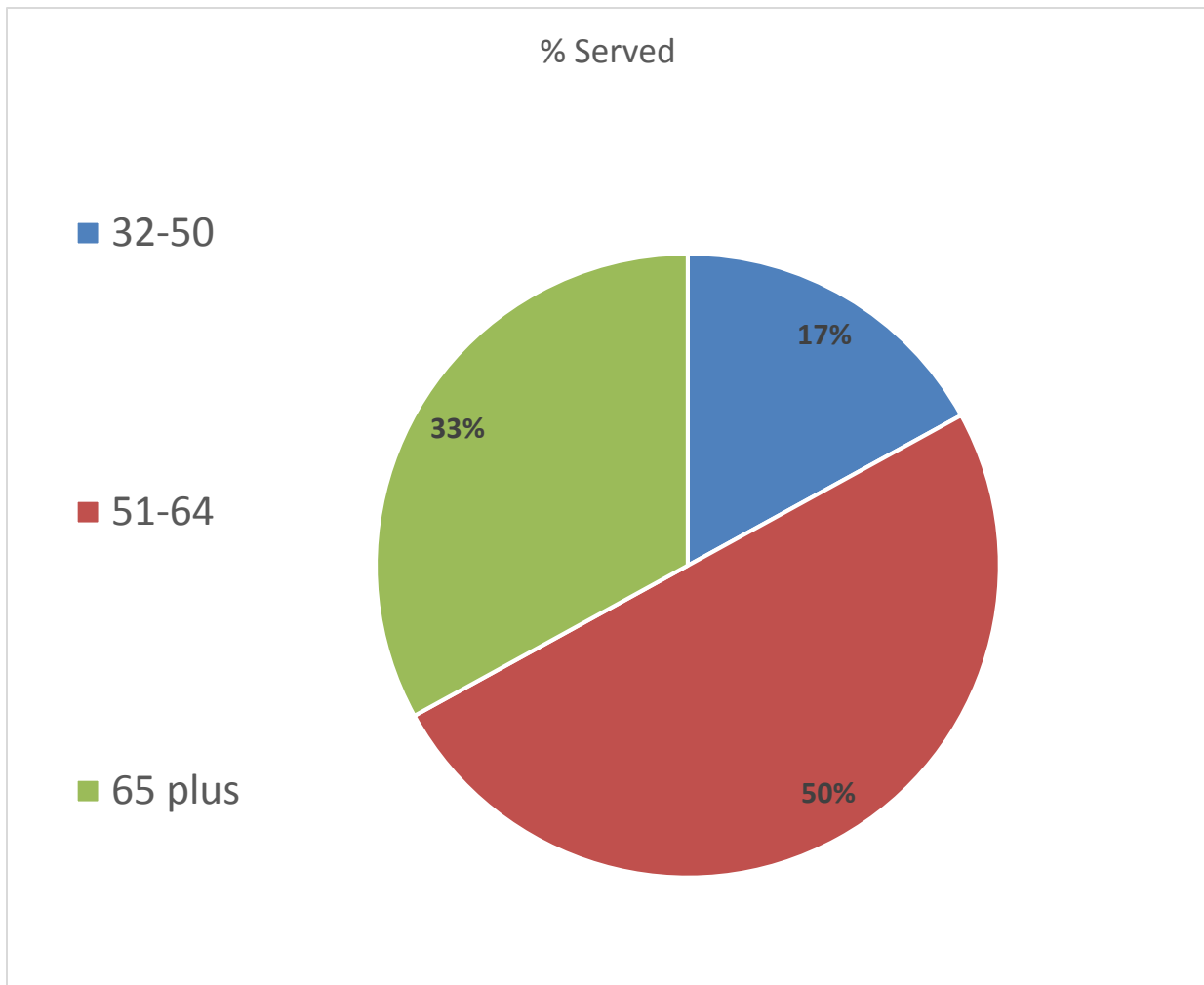
The People We Serve are: **75% Male and 25% Female**

The Average Age of the People We Serve: **59**

(Average Age Nationwide: 61)

With an age range of: **32-77**

### Age Groups



## 342 Persons Served- All Conditions

The People We Serve are: **58% Male and 42% Female**

The Average Age of the People We Serve: **66**

(Average Age Nationwide: 68)

With an age range of: **21 – 96**

### Age Groups

